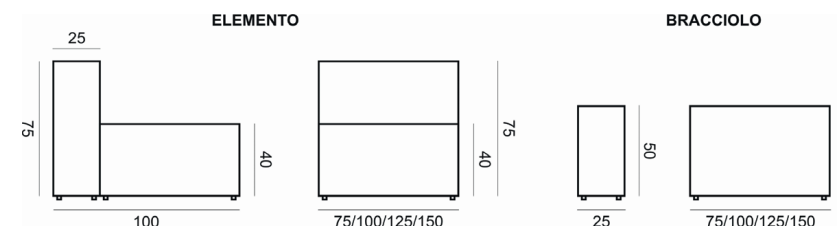


Cube

Cube



ELEMENTI / ELEMENTS / ELEMENTS / ELEMENTE

Caratteristiche tecniche Technical descriptions

STRUTTURA: telaio in massello di legno e multistrato di abete. Il molleggio della seduta è realizzato con cinghie elastiche ad alta resistenza.

IMBOTTITURA: la struttura è imbottita con inserti sagomati in poliuretano espanso con densità differenziate, sedute densità 35 kg/m³ con memory 40 ed infine ricoperta con una fodera in falda resinata accoppiata a maglina. I cuscini dello schienale sono in piuma d'oca lavata e sterilizzata e fiocchi di fibra di poliestere suddivisi a scomparti.

RIVESTIMENTO: in tessuto completamente sfoderabile. In pelle fisso e cucito con impuntura.

PIEDINI: in polipropilene h. cm 4.

NOTE: le misure sono espresse in centimetri.

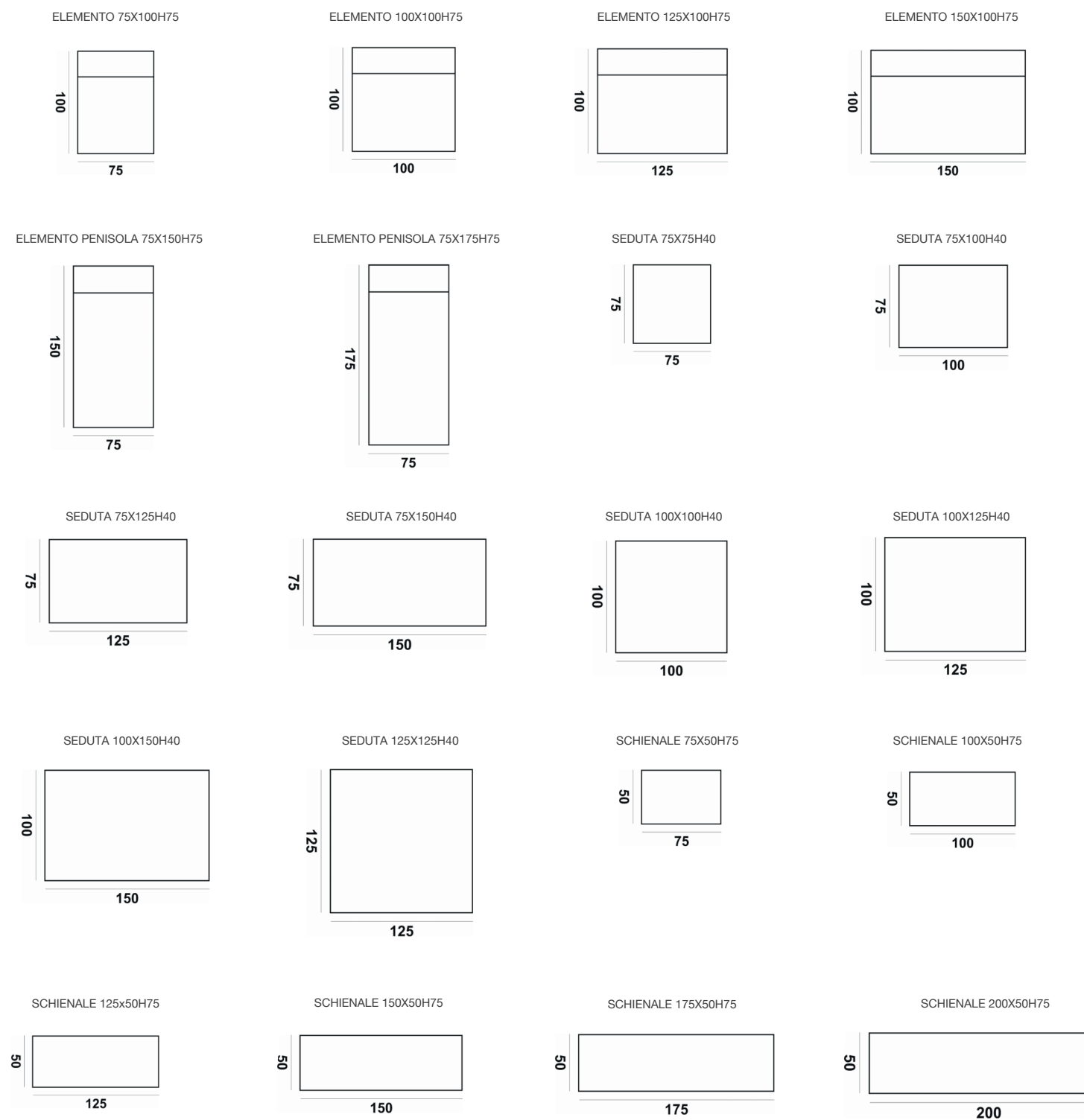
FRAMEWORK: made of solid wood and plywood panels. The springing of the seat is provided by elastic webbing with high resistance.

PADDING: the frame is padded with variable densities and modeled polyurethane foam, seater density 35 kg/m³ and memory foam 40. The frame is then covered with a layer of clinging resin-treated polyester. Back cushions are made of washed and sterilized goose down and polyester fibre divided into sections.

COVER: fabric linings are completely removable. Leather linings are fixed for the main structure and stitched with an "impuntura" stitching.

FEET: made of polypropylene h 4 cm.

NOTES: measures are expressed in centimeters.

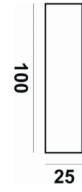


Cube

BRACCIOLO 75X25H50



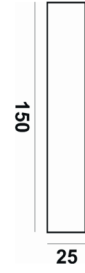
BRACCIOLO 100X25H50



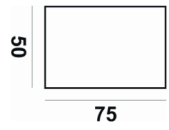
BRACCIOLO 125X25H50



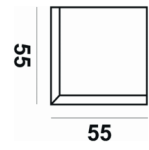
BRACCIOLO 150X25H50



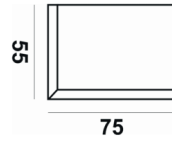
POUF 75X50H40



CUSCINO CON FASCIA 55X55



CUSCINO CON FASCIA 75X55



CUSCINO CON FASCIA 95X55

